


DANCEQUAKE CONCERTS



CONTEST RULES: THE ARENA

Table of Contents

Introduction.....	pg. 2
Obtaining Tickets.....	pg. 3
Dress Code.....	pg. 10
Check-In & Sonic Setup.....	pg. 17
Finding Your Hexagon.....	pg. 19
Leaving Your Hexagon.....	pg. 20
Judging Criteria.....	pg. 21
Finalists & Voting.....	pg. 23
Concert Conclusion.....	pg. 25

Introduction

DanceQuake Concerts are His-N-Hers Dance Contests for major prizes, with celebrity judges and interactive voting for contestants from the global Pay-Per-View audience with a fundraising focus - A Different Decade of Music Every Day!

Each DanceQuake Concert is an audiophile experience, with in-house local FM simulcast into your smartphone's FM radio chip, or via our Expo app, plus every contestant pair receives their own Sony Xtra-Bass Sports earbuds with tips by Comply to use and keep, along with an optional choice of a Woojer haptic transducer unit (Strap Edge) enhancing the audio sensation. --You do not have to Dance!--

Celebrity Judges will nominate contestants from their zones to take the mid-rise stage and compete for His-N-Hers Cars!



Obtaining Tickets

Every DanceQuake contestant must be an adult under US law, i.e., be at least eighteen (18) years of age or older.

DQ contestant couples each reserve their own hexagon space as shown below and are also provided variety in luxury beverages and snacks via the included DQ bars.

Security Background Checks Required:

All contestants must be citizens from REAL ID or REAL ID-compliant countries, and already possess their REAL ID credentials, which typically means any modern government-issued photo ID card, such as a driver's license, passport, digital visa, or similar modern credential, from any US state, or Canada, or from any of the roughly forty (40) or so other nations included within the US-DHS Visa Waiver Program. Citizens of Mexico and several other nations may also qualify on an individual case-by-case basis under recently emerging protocols by possessing the proper modern credentials.

Obtaining Tickets

Modern credentials tied to governmental security databases are required because every pair of contestants must both pass a security background check, processed online first via a nonrefundable fee per person, before being allowed to purchase their DanceQuake tickets (and the same is required for all Expo General Admission ticket purchases, likewise). There are two (2) methods to accomplish the required security background check, either by separate transaction done prior to later purchase of tickets, or during the same overall single online transaction. If you are a couple just buying your own pair of DanceQuake tickets and already know each other's personal detailed information well, then the single combined online transaction will work fine for you. If you plan to make a group purchase for either two (2) or three (3) couples together, see next below, then those other adults in your overall party may or may not wish to conduct their detailed personal background checks on their own, separately first, then simply provide you with each of their unique Security Passcodes for you to plug in during your single group



Obtaining Tickets

ticket purchase transaction, or they may be perfectly comfortable with providing you all necessary personal information to get everybody processed within a single overall group transaction. Either method is fine.

Maximum Three (3) Pairs Per Purchase:

If any group wants to attend their desired DanceQuake Show together, then either two (2) or three (3) couples may purchase *adjacent* hexagons from whatever hexagons are still available. While two (2) couples in a single group ticket purchase may select any two (2) differently located hexagons of those still left available anywhere on the dance floor, they may also optionally pick any pair of adjacent/connected hexagons as they wish, whereas the maximum allowed single group purchase for three (3) contestant couples may likewise select any three (3) differently located available hexagons, or they may choose to be partially or all together with any other combination of available hexagons, includ-

Obtaining Tickets

ing three (3) hexagons in a straight line, or in an angled shape, or even as a triangle together. It's all completely up to your group on which hexagons to select during your single online group purchase. Fair warning - space is limited, and all dance contestant hexagons for all DQ Shows are expected to sell out rather quickly.

Win Tickets Via Your DanceQuake Artist(s):

You can win a free pair of great DanceQuake contestant couple tickets via the promotional methods offered by the Artists themselves! Every DQ Show has two (2) very special *front row* dance hexagon spots reserved exclusively for Artist giveaways. During the Summer and Fall of 2024`, the Artists of each DQ Show will be eventually naming the lucky winners of their own corresponding promotional efforts, who also get free included Expo lodging and shuttle service to/from the Expo airport, plus free or discounted round-trip airfare on Delta (100% free within the 48 contiguous US states, 75%



Obtaining Tickets

discount for round-trip airfare purchased directly through Delta to/from Hawaii or Alaska or Canada, 50% discount for round-trip airfare purchased directly through Delta to/from any of the other 40-ish REAL ID countries mentioned within the above “Security Background Checks Required” section, 25% discount for round-trip airfare purchased directly through Delta to/from any other qualified nation). Simply explore and follow your favorite DQ Artists on their own websites and social media accounts, and they will tell you how to win their ultra cool experience tickets! Winners must still process and pass the security background check by their own private online transaction (see above), but the per-person background check processing fees for all winners successfully passing their background checks will be reimbursed for thereafter in like-kind manner by TimeQuake Expo providing them with equal monetary amounts of Expo shopping spree credits already built-in to their Expo RFID special access wristbands (Expo digital cash).

Obtaining Tickets

Win Tickets Via Listening To Live Radio:

You can also win a free pair of great DanceQuake contestant couple tickets via live radio giveaways. As part of overall Expo promotions, during the Summer and Fall of 2024 some thirty (30) various metro radio markets within the US Great Lakes/Midwest region will each be giving away a special “front row” dance hexagon spot for eight (8) different DQ Shows - an overall total of two hundred and forty (240) lucky winning couples. Regardless of whether any particular given radio market uses just one or multiple radio stations within that same area for its own promotional efforts, you will still typically have about four to five (4-5) different chances to win one of the special dance floor spots at your desired DQ Show by simply following more than one radio station to stay informed of any contest rules (typically, answering a trivia question or similar process) and time(s) to win! You can win either by listening over-the-air locally or by listening to the radio station’s livestream (all participating radio stations must also provide a free livestream feed).

Obtaining Tickets

Win Tickets as General Admission:

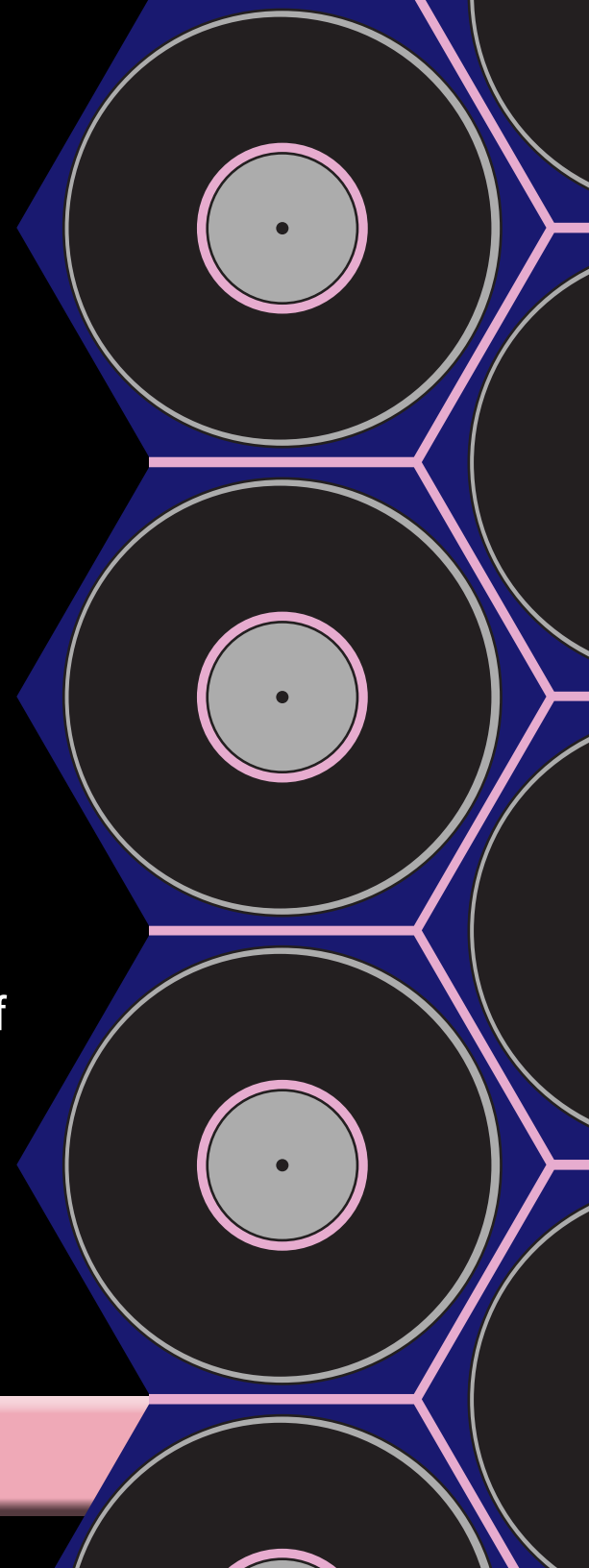
Four (4) times every day for the first 6 Expo days, a pair of each DQ Concert competitor tickets will be given away with an additional GA Day Pass and lodging overnight at TimeQuake Expo's Daily Drawings.

See the main <https://TimeQuakeExpo.com> website for related radio station links and further details. Winners of DQ Show tickets via live radio also win all of amenities included for the above-described winners of DQ Show tickets via Artists promotions, i.e., free Expo lodging and shuttle service plus free or discounted airfare as all are detailed above, and likewise winners of DQ Show tickets from live radio must process their own background checks online and those successful will be reimbursed with the same Expo shopping spree credits via their RFID special access wristbands.

Dress Code

Cannot wear or bring any fragile or hazardous things - You may not wear anything with any sharp edge that presents hazard of cut or scratch to anyone, and likewise for safety of all dancers, you may not wear any belts, necklaces, wrist bracelets, ankle bracelets, or similar apparel item that is made up of strung beads, pearls, sequins or similar small materials that could break and fall and spread all over the floors around you, possibly causing other dancers to slip and trip and fall and injure themselves.

Similarly, you may not wear any overly long necklaces or scarves or sashes or similar long things on your upper body that if whipped around while dancing might swing out beyond your own wrist, except only in the case of a scarf or sash that official distance limit at the DQ entry checkpoint shall be as going behind your neck from wrist to wrist with arms outstretched so that your hands are level with your shoulders, and again likewise for your lower body, you must not let the length of any fringes on pants, hems, or boots, or any





Dress Code

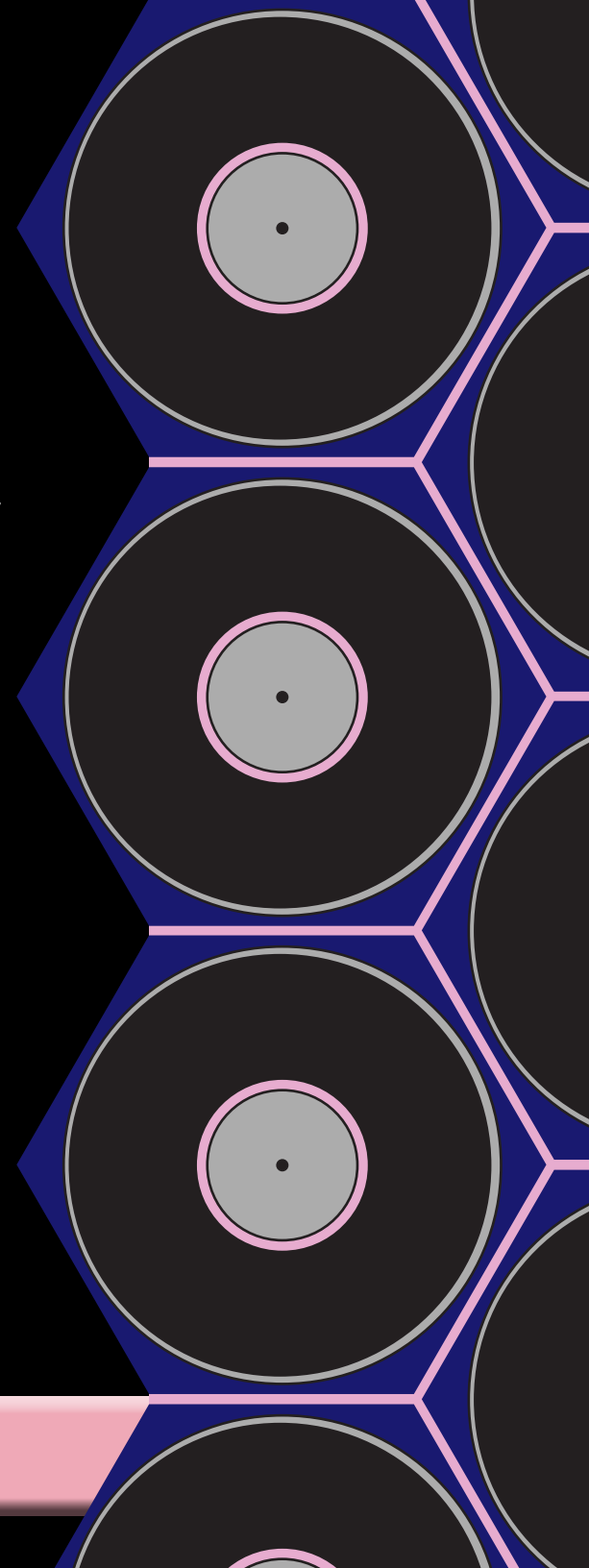
other such materials be so long as to become a possible safety distraction or actual hazard to couples in adjacent dance zones, let alone to your own partner.

Don't try to enter DanceQuake wearing a fruit basket headdress from the 1950s Caribbean Calypso collection, or some large feathery headdress getup as might be seen in a Las Vegas show chorus line, or any large headgear of any kind, but all normal and reasonable kinds of hats are perfectly acceptable to wear as you wish - just be sure they will stay on your head securely and not fly off into any other couple's dance zone. Besides, you don't want your real nice hat to get stepped on and/or suddenly kicked off several feet further away. Hats are often an integral part of overall outfits or costumes, and they are certainly welcome and certainly expected, particularly lots of cowboy hats within such corresponding DanceQuake shows, but just be responsible, safe

Dress Code

and considerate.

You may not wear masks of any kind over your face, whatsoever. You may, however, bring sunglasses to wear during your dancing, only as long as they will safely remain in place on your ears and nose by product design (i.e., with a neckstrap, or earlobe wraparound frame ends, or by whatever else), and/but you may not wear them during the DQ contestant security check-in process because of the facial recognition software being employed. However again, sunglasses are not really recommended because of wearing the Sony sports earbuds that you will be given during that same security check in process (and that you get to keep and take home with you), but if you think it will work out reasonably then you may still proceed with wearing sunglasses, and however yet again, if you really wish you may actually decline to accept the free Sony sports earbuds offered and simply bring and wear your own earbuds.





Dress Code

No handheld props or any other such items are allowed, i.e., no glow/light sticks, no pom-poms, no cigarette lighters, no whistles, no blast horns, nor any other handheld objects of any kind, for safety reasons (except see other details about the allowed scarves and sashes), and this mandatory safety rule actually also includes your smartphone not being held in your hand while dancing, but instead keeping it securely contained within your pocket or similar while dancing. Any contraband items found shall be seized by event staff and discarded as trash.

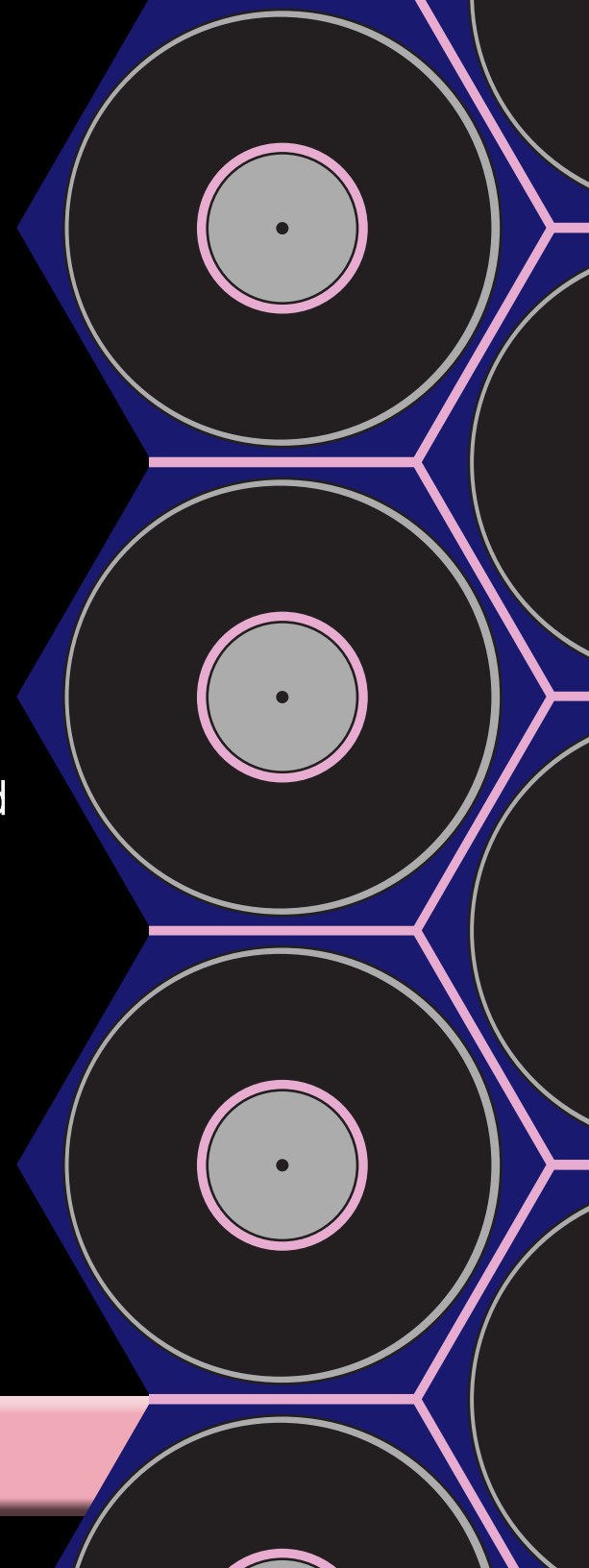
Prohibited aspects: nothing made out of beads, sequins, etc., no charm bracelets, no masks or any other covering of your faces, except prescription eyeglasses and sunglasses which are allowed only when secured by neckband, full-ear wraparound temple tips, or similar

Wear very comfortable shoes, even considering slip-in padded sole/arch supports as may be desired, although not recommended for two

Dress Code

hours of strenuous dancing, ladies may wear their high heels if truly desired, but the heel must not be a skinny “spike” or “stiletto” version, i.e., the floor-touching surface of each heel must be at least 0.5625 square inch in surface area and no crossing dimension of the heel surface area may be less than 5/8” in linear length; For reference purposes, a square-shaped heel surface area of 3/4” x 3/4” dimensions provides the exact minimum allowance of 0.5625 square inch in area, while a perfectly-circular heel surface area with a diameter of 7/8” provides just a little over that same required minimum surface area; for a typical “U” shaped heel surface area, go with a minimum of 3/4” wide across by 7/8” long.

Dress boots, cowboy/cowgirl boots, go-go boots and other such fashion boots are allowed, but hiking boots, military style boots, work boots, and all such similar bulky boots are not allowed (and obviously are also not conducive to dancing). Sneakers or tennis shoes or similar shoelace/strap/buckle/





Dress Code

velcro/zipper shoes of virtually any type, including those with factory built-in light effects, are all allowed as long as they are securely fastened to your feet (i.e., no untied shoelaces, no unbuckled straps, etc.), and there is nothing otherwise unusual that might pose a potential safety hazard (i.e., no clips, balls, or any other items dangling from the shoes and/or from their shoelaces, etc.).

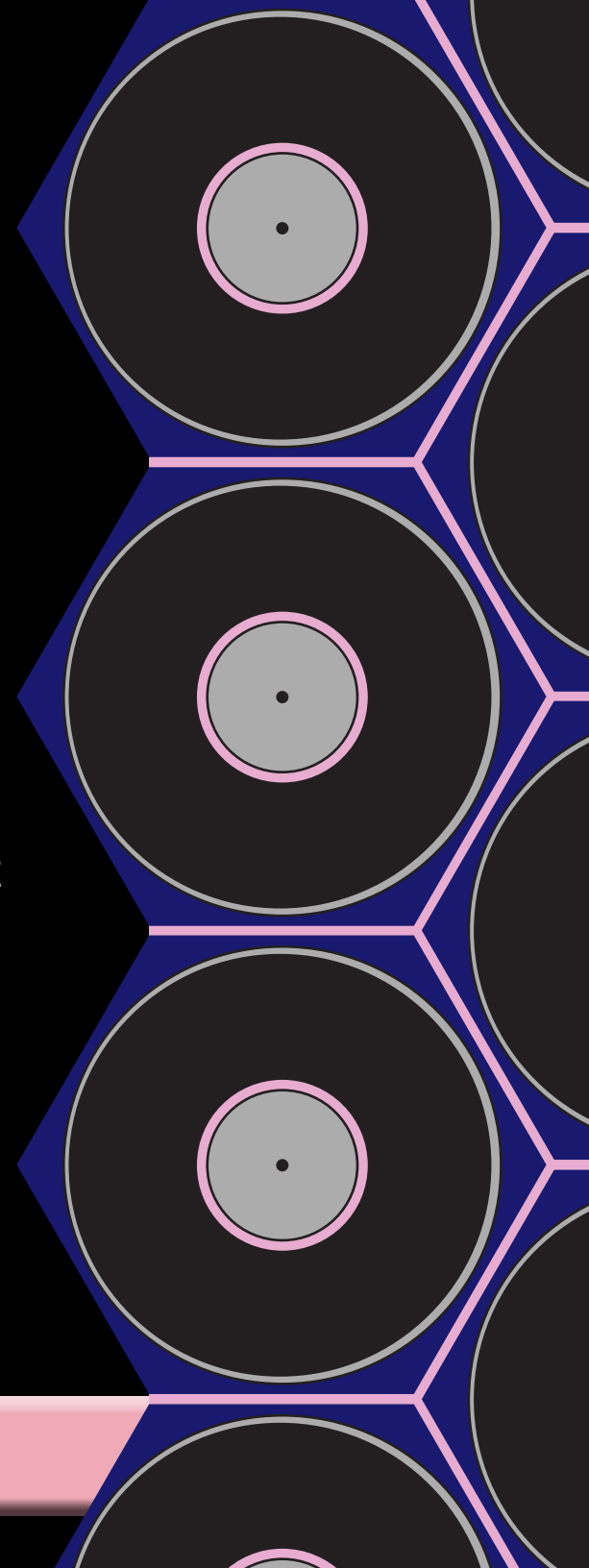
Ballet shoes and any other type of actual professional dance shoes are allowed, with the exception of tap-dancing shoes which are not allowed (nor are allowed anything similar, like any type of sports shoes which typically have cleats or similar terrain-grip protrusions); the sole exception to that exception is allowance for the type of sports shoe made for basketball and similar smooth-surface sports where the shoe is still an otherwise normal rubber/similar sole but also with one or more suction grips made as “bubbles” recessed up into that elastic sole, i.e., for

Dress Code

slight vacuum grip performance enhancement, if you really want to try dancing in shoes like that

Sandals, crocs, clogs, mules, ladies toeless dress shoes and all such similar footwear are allowed, so long as they include sufficient materials to secure the footwear to the feet at both ends, i.e., fully around the toes and/or across the top of the ball of the foot, and also fully around the rear of the heel, with or without involving the ankle as needed for that type of shoe; In other words, a simple ladies toeless dress shoe without any sides or straps except the one across the top of the ball of her foot is not an allowed type of shoe because it could easily come off and pose a floor hazard to others.

For safety reasons, ankle bracelets and boot jewelry are not allowed due to the possibility of breakage becoming a floor hazard for other dancers.





Check-In & Sonic Setup

Your RFID wristband which must be worn at all times, plus bring current/valid DL or other such gov't issued photo ID / earbuds + bluetooth setup / video instructions on provided large monitor screens.

Your Sony Earbuds and Comply Tips will be chosen at purchase and will be in the same mail containing your RFID wristbands. Ticketmaster is your contact for support for missing DanceQuake physical materials.

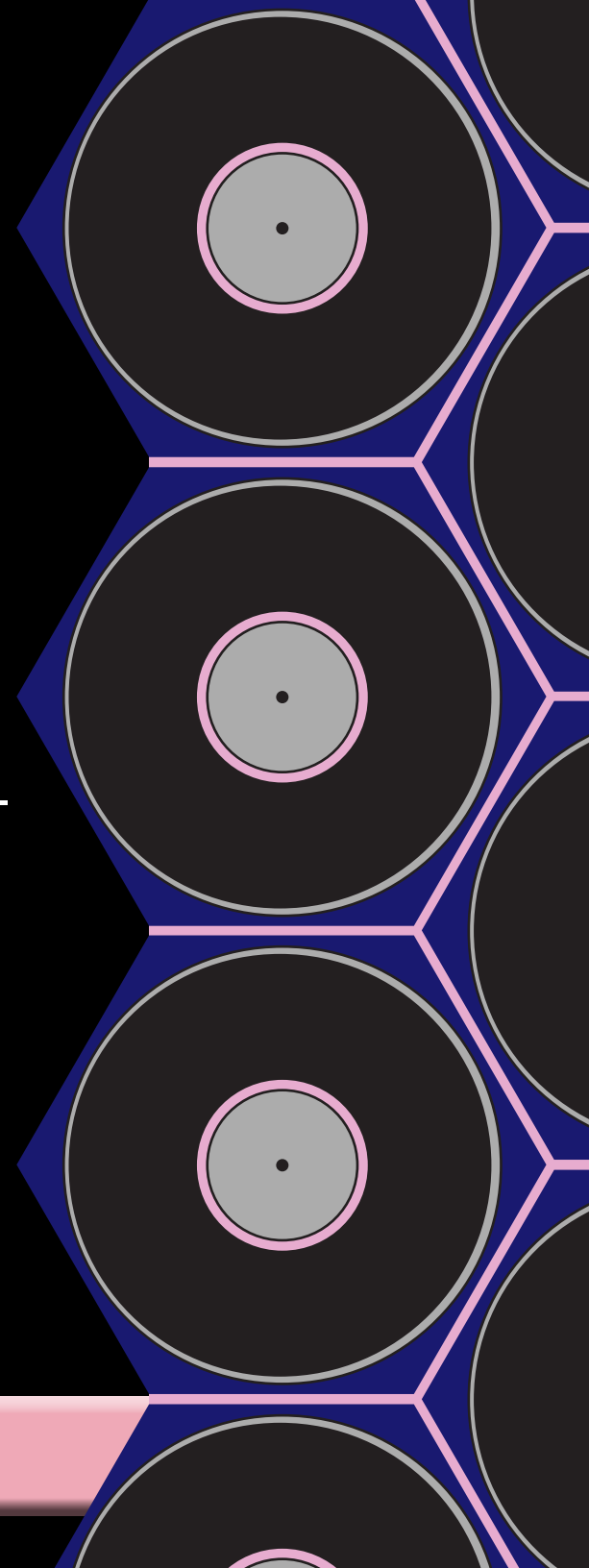
Prior to arriving at your DanceQuake show, you already need to have the DQ app installed and functioning properly on your smartphone, as once you pass through the security checkpoint at your DanceQuake show event, you will be immediately going through one of three (3) different Sonic Setup stations where you will have the optional choice to also add wearing either one of the Woojer Strap audio transducer belt units (enough units will be available for all contestants) or one of the Woojer Strap transducer units or one of the Woojer Edge units.

Check-In & Sonic Setup

Upon completing your personal Sonic Setup, you will then establish your Bluetooth connections and be fully ready to enjoy your DanceQuake show experience. Recommended smartphones: Bluetooth 5 w/ dual audio (included Sony Xtra-Bass Sports earbuds are wireless, Woojer Strap Edge units are wireless, regular Woojer Strap units have jacks for wired earbuds that you may bring and use instead of the Sony earbuds)

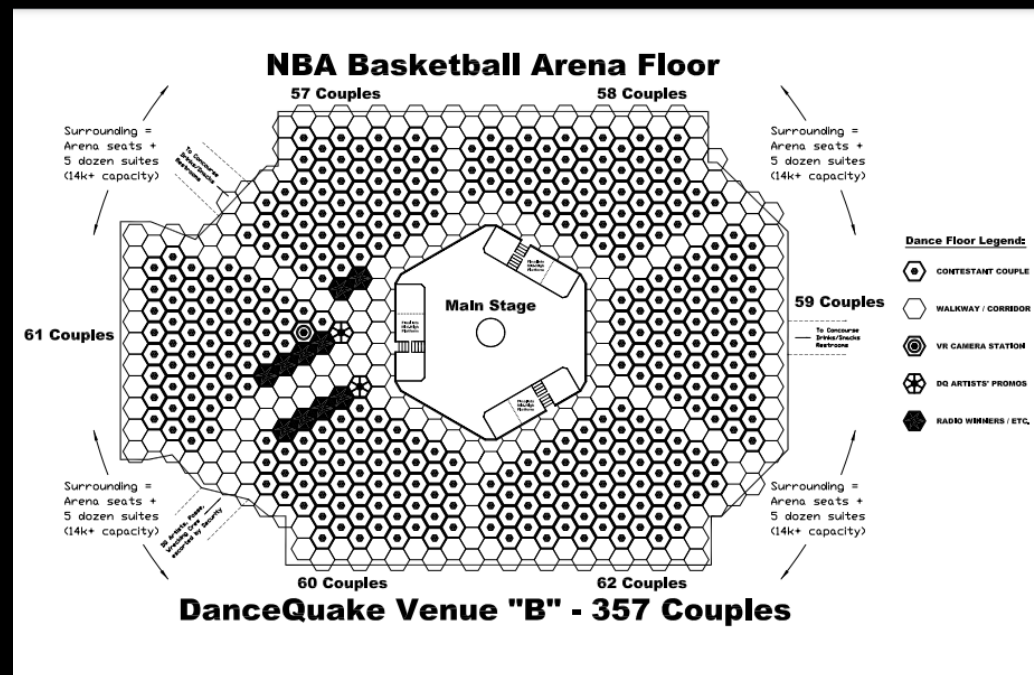

You are allowed to bring and carry one (1) extra/spare battery for your smartphone in addition to the battery that is already in your smartphone, as long as it is safely secured somewhere within your clothing apparel, like a closed button, velcro, or zipper pocket, etc., so that it cannot become dislodged and loose to present any hazard or danger to any other person.

Now just await for your showtime to commence in the Arena's Concourse. You will enter the Dancefloor soon, but enjoy the Sonic Sensation of DQ!



Finding Your Hexagon

You will notice when you purchase the location, or cluster of up to (3) if purchased as a group, and ID code of the hexagon you chose will have both a zone and number. It will look a little something like to the right:



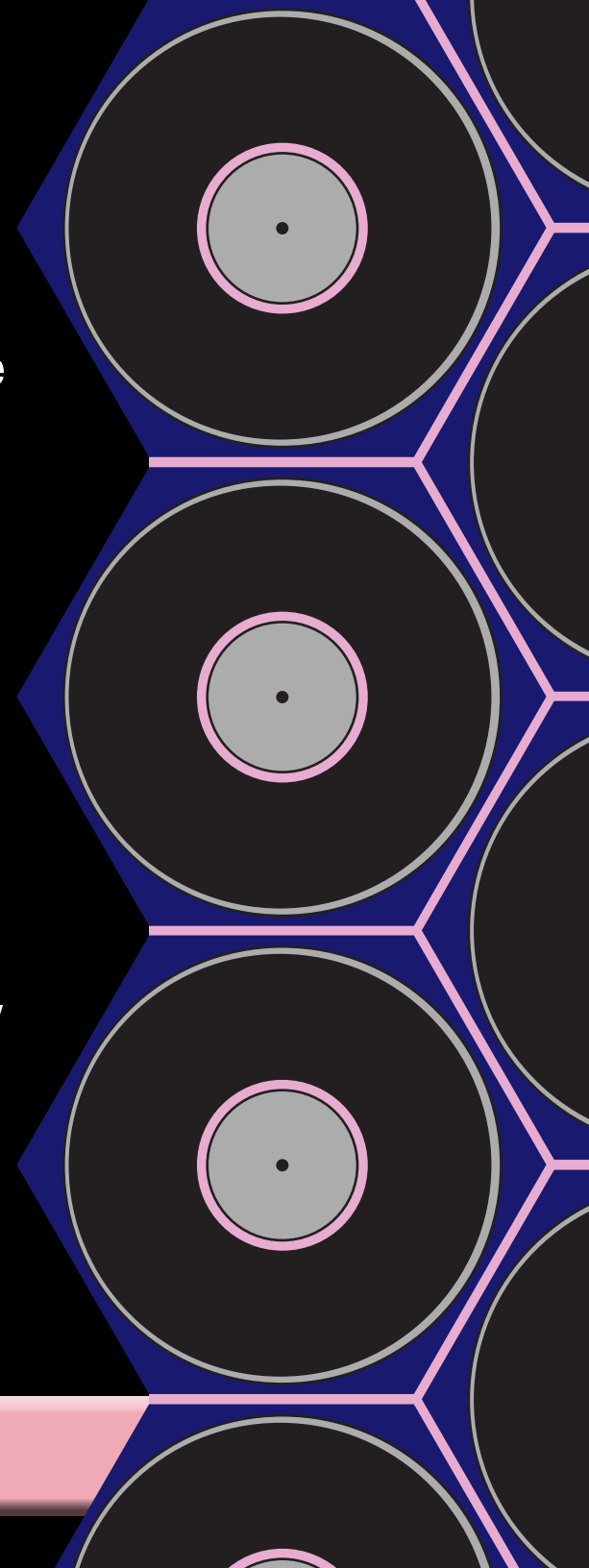
Leaving Your Hexagon

Movement Rules:

Likewise for safety reasons, during song performances by your DanceQuake artists, you are not allowed to disturb other dancers by attempting to walk between them while they are all dancing in order to be trying to either enter or leave your own personal dance hexagon zone, but you must wait until the mandatory hard break between songs (min 30 seconds, max 60 seconds, by contracts with performing artists) always included for this exact purpose. However, this rule will be waived in case of any actual contestant medical emergency, of course, and said limiting rule doesn't apply, at all, if your own personal hexagon dance zone is along the perimeter edge of your lettered dance zone group and therefore already directly adjacent to regular walkway space.

No Food/Drink from the bars allowed on the DanceFloor.

There will be a charity intermission about halfway through each concert.



Judging Criteria

Judges will consist of two (2) Sci-Fi & one (1) DQ Posse Celeb

Judging by celebrity judges to win finalist positions on the mid-high stage is based upon these following eight (8) criteria:

1. musical interpretation
2. lyrical interpretation
3. creative/themed outfits/costumes
4. dance timing/synchronization
5. dancing technique
6. smiles and energy
7. originality
8. showmanship

Any wardrobe malfunction = auto-disqualification + ejection of both/ couple from venue

Judging Criteria

Contestants may only dance within your own hexagon (pre-show and in-show)

Once nominated to the mid-high stage, swiftly make your way to the stage and show your RFID and License ID to the security detail to be permitted. Once climbed; proceed all the way to the end in the next available Finalist spot. Remember; You won the Judges, now win the Crowd to win the Prize!



Finalists & Voting

So, you made it to the mid-high stage and are competing on PPV for the viewers' votes? Time to show off those moves you been workin' on! All Finalists Win Blg, but only 1st takes home His-N-Hers Kustom Cars! The Headliners will pick one Non-Finalist for a \$250 Shopping Spree.

Arena Finalists:

- 1st = His-N-Hers Kustom Cars
- 2nd = His-N-Hers Powersport Pair
- 3rd = His-N-Hers Powersport Pair
- 4th = His-N-Hers Powersport Pair
- 5th = His-N-Hers Powersport Pair
- 6th = His-N-Hers Powersport Pair
- 7th = \$10,000 Expo Shopping Spree
- 8th = \$7,500 Expo Shopping Spree
- 9th = \$5,000 Expo Shopping Spree

[Full List of Prizes](#)

Finalists & Voting

So, you've been enjoying the twenty-eight (28) interactive play-per-view or Director's Cut and are ready to vote? Open the DQ App and Watch closely!

During the finale, your voter ID will be worth more entries into the pool based on how early you vote. If there are 5 finale songs, then voting during song 1 will yield 5 entries onto that contestant; on song 2 of 5, then 4 entries, so on.

If you voted on 1st place, you have a chance to win one (1) of five (5) 3rd place powersport pair replicas

... on 2nd = x10 voters win \$2,000 Expo Shopping Sprees

... on 3rd = x20 voters win \$1,000 Expo Shopping Sprees

... on 4th = x40 voters win \$750 Expo Shopping Sprees

... on 5th = x80 voters win \$500 Expo Shopping Sprees

... on 6th = x160 voters win \$250 Expo Shopping Sprees

A Voter can only win once/concert; however, can win in other concerts.



Concert Conclusion

Voting ends during the drumroll following the show's last finale song.


Winners will be determined, Headliners will exit the stage first.
Finalists will follow to receive their memorabilia and prize claim.

DanceQuake Non-Finalists will wait until both parties have exited.

Once the show ends, the bars will be closed for shift change/restocking

Please proceed to the exit and collect your memorabilia upon exiting the DanceFloor -- remember to return any borrowed Woojer haptic devices, returned near/at your signed memorabilia from the Headliners.

The DanceFloor will now be cleaned and prepared for the next concert.W



DANCEQUAKE CONCERTS



CONTEST RULES: THE ARENA